




A community at heart!



Redwood Green

OUR VISION

Discover Whangarei's visionary land development.

Redwood Green is all about community at heart. Fostering people and nature, this unique development will be a vibrant place to call home.


The vision of Redwood Green is to celebrate the important things in life, including a rich tapestry of people and cultures, healthy green spaces and leading-edge urban design.

Redwood Green will be a showcase in quality and affordability, with the environment top of mind. Preserved onsite are several mature trees and twin Redwoods – ancient and proud. These giant wonders have set the spirit for smart development, reminding us to respect nature and think big.

Across rolling hillside and a wetland showcase, this unique subdivision will unfold in stages. On offer are 97 sections dotted around a beautiful central park bringing the Hātea river to your front door, where the scenery is sprawling green lawns, native and exotic plantings and wetlands.

Each site has been designed to create a feeling of wellness and unity. Strategically positioned, the house sites will guarantee owners maximum sunshine and shelter, sociability and seclusion. Redwood Green values privacy but also supports kinship with neighbours over the front fence – creating safe, friendly and unhurried lifestyles. The natural silhouette of the land has lent itself to house sites that connect residents over a “village green”. This expansive setting will allow locals to mingle over the front yard, picnic together, kick a ball and make friends in the neighbourhood.

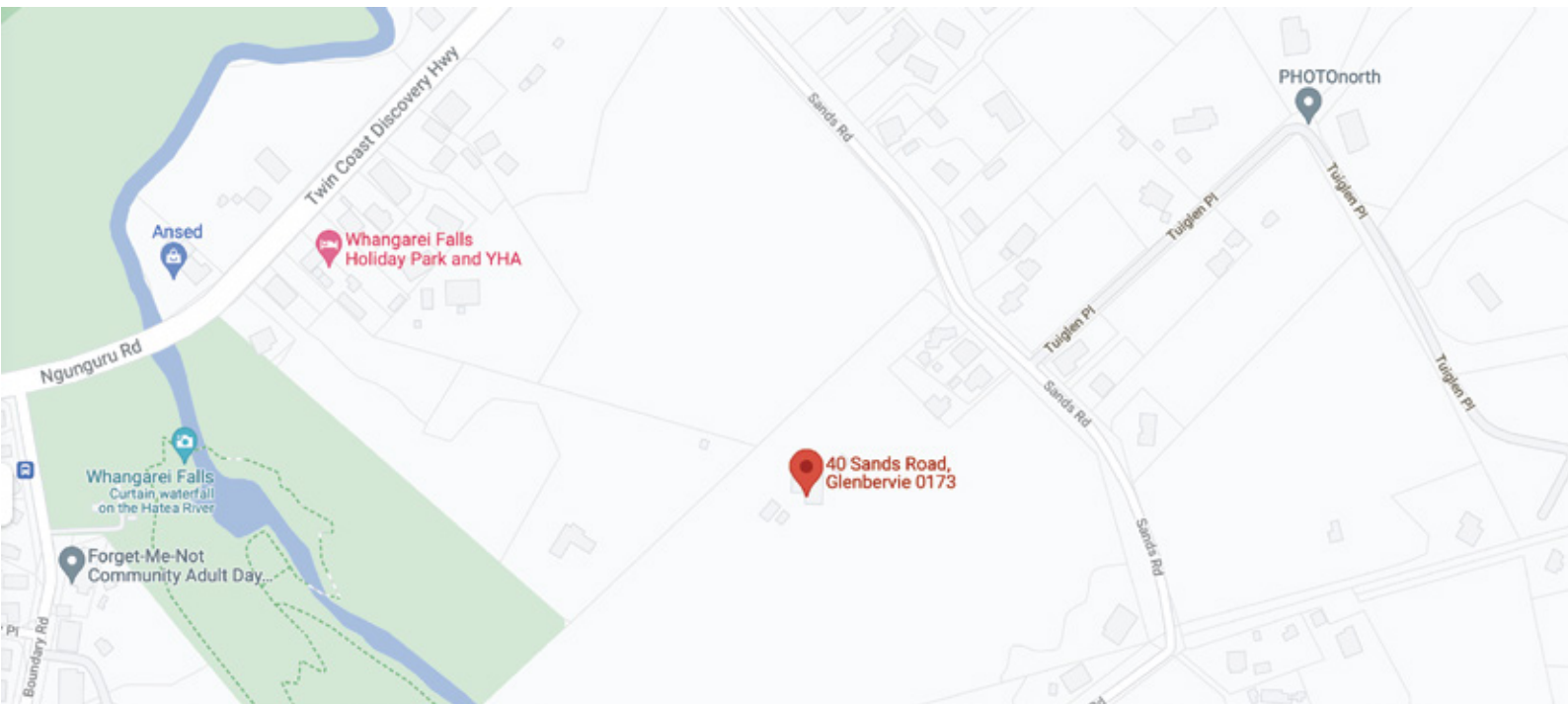
Meander along the walkways, chat with neighbours, retreat to spacious backyards – this is leading-edge urban design, supported by all the merits of an old-fashioned, relaxed neighbourhood.



CONVENIENT LOCATION

Redwood Green is close enough for work and a city fix, yet feels tucked away.

Centrally positioned, less than 15 minutes from Whangarei City, the entrance is off Sands Road, Glenbervie. Residents will enjoy the picturesque Hātea River on the border, along with easy access to Whangarei Falls, Whangarei's world class tracks and cycleway network, and shared outdoor spaces.



Whangarei is a growing Northland city abuzz with healthy outdoor activities, talented artisans, eateries and every shopping amenity imaginable. Beautiful beaches on the Tutukaka Coast await just 20 minutes away, along with a golf course and quality schooling for all ages.

Volcanic Mount Parihaka features a war memorial and the remains of Maori villages, and right by the Hātea River the Town Basin is a flourishing marina with restaurants, shops and galleries.



PROTECT **YOUR INVESTMENT**

Stunning wetlands, native bush, attractive plantings, a village green and walkways - Redwood Green has secured the important things in life.

To further protect your investment, sensible architectural guidelines have been created. These guidelines will support your design freedom but will also ensure every home adds-value to the Redwood Green community.

Nothing has been left to chance when it comes to a modern, healthy lifestyle. Each house site has been strategically positioned to provide families with ample sunshine and warmth, sociability and seclusion.

Using the latest urban design technology, building envelopes will be produced for every home prior to building consent. These building envelopes are an accurate 3D model of the space available to each house (placed on the site at the correct elevation). Any infringement will be instantly recognisable and can be resolved prior to building approval. More importantly, this incredible technology will provide residents with a simpler building consent process and will protect the overall quality of the development.



OUR TEAM

To bring the vision of Redwood Green to life we have gathered a talented team. From the thinkers to the doers, to the designers and the planners - our partners are well-renowned and bring a wealth of knowledge and experience to the table. Your future address is in good hands!



Developer | Jessie Developments

A private developer with a proud history of shaping land since 1996. Strong focus is given to boutique sized developments with coveted landmark features such as waterfront and/or coastal views. Behind the team is a strong philosophy of their shared legacy; "to create great places to live. Places that are sensitive to the environment, heritage and community."



Urban Design & Planning | Common Ground Studio

Multi-disciplinary in the area of the built environment, CGS bring the highest quality design to urban design, planning, architecture, landscape and engineering. Professionally, CGS aim to create much more environmental and market value at a lower cost. Personally, CGS goal is to create places and communities where people prosper, feel safe and fully content.



Planning & Engineering | Cato Bolam Consultants

Cato Bolam Consultants provide professional services in all aspects of land subdivision, land development, civil engineering, resource management and statutory planning. The team are highly skilled problem solvers focused on best possible value with least risk. Together with its clients, they wish to leave a legacy that everyone can feel proud of.




Earthworks | Earthworx

Our local construction partner, Earthworx produce high-quality infrastructure at an affordable price. The team have both the skills and passion to create sections, roads, wetlands, paths and parks that will stand the test of time.



Section Sales | Jessie Developments

If you are interested in purchasing a section please deal directly with our development consultant, Julie Robb, she would be delighted to assist.



SELLING NOW!

Paying utmost respect to Redwood Green's beautiful undulating land, its wetlands, native bush, shared greenspaces and connection to the Hātea River and Whangarei Falls - just 42 residential sections will be offered in Stage One to Three.

Set over nine hectares, it is rare to capture a development offering such an abundance of nature 'on the doorstep' yet so close to Whangarei City.

These easy-care sections range from 300sqm to 2,200sqm. All sites include wastewater, water and power connections.


Call today to register your interest.



SELLING NOW!

Why choose Redwood Green?

- A convenient location just 15 minutes from central Whangarei, yet tucked away from it all.
- Slower roads with soft edges.
- Extensive planting and landscaping.
- Large shared green spaces with access to walkways.
- Sensible rules on housing to create amenity and a sense of community (while protecting privacy and space).
- Leading-edge Building Envelopes provided (simplifying the building consent process).
- Contemporary urban design focused on sunshine, light, warmth and connectivity.
- Minimal impact from neighbours (strategic house placement means less overshadowing).
- Maximum front yard setbacks and rear mews access for privacy.
- An overall feeling of humble-luxury, where wellbeing and nature are the priority.
- Zoned for quality schooling nearby.
- All sites include wastewater, water and power connections.



FIND OUT MORE

Call today for an exciting river and village vibe, matched with progressive design and a central location.

Our development consultant Julie Robb can secure your interest and provide a full property pack with architectural guidelines and pricing.

Phone: 021 071 1094

Email: enquiry@jessiedevelopments.co.nz

Or visit: www.jessiedevelopments.co.nz/new-developments-whangarei



Call Us for More Info:
021 071 1094



enquiry@jessiedevelopments.co.nz



40 Sands Road, Glenbervie, Whangarei



Redwood Green